



# 2030 Vision Update

*Dr Tony Naughton, Clinical Chief Officer*

# Outline

Context


New models  
of care

Working  
differently

Engagement

Questions

# Who we are



Responsible for planning and buying health services in the area ('commissioning')



Led by family doctors (GPs), we serve a population of 152,000 people across the Fylde and Wyre area



Receive a set amount of money from the government – approx. £242m this year – need to make every penny count

# Our challenges




Care system is not always coordinated well



A population with a growing number of older people



Increasing numbers of people with complex long-term conditions



Those in the most deprived areas die younger than those in the least deprived



Many patients have conditions which are not managed as well they could be

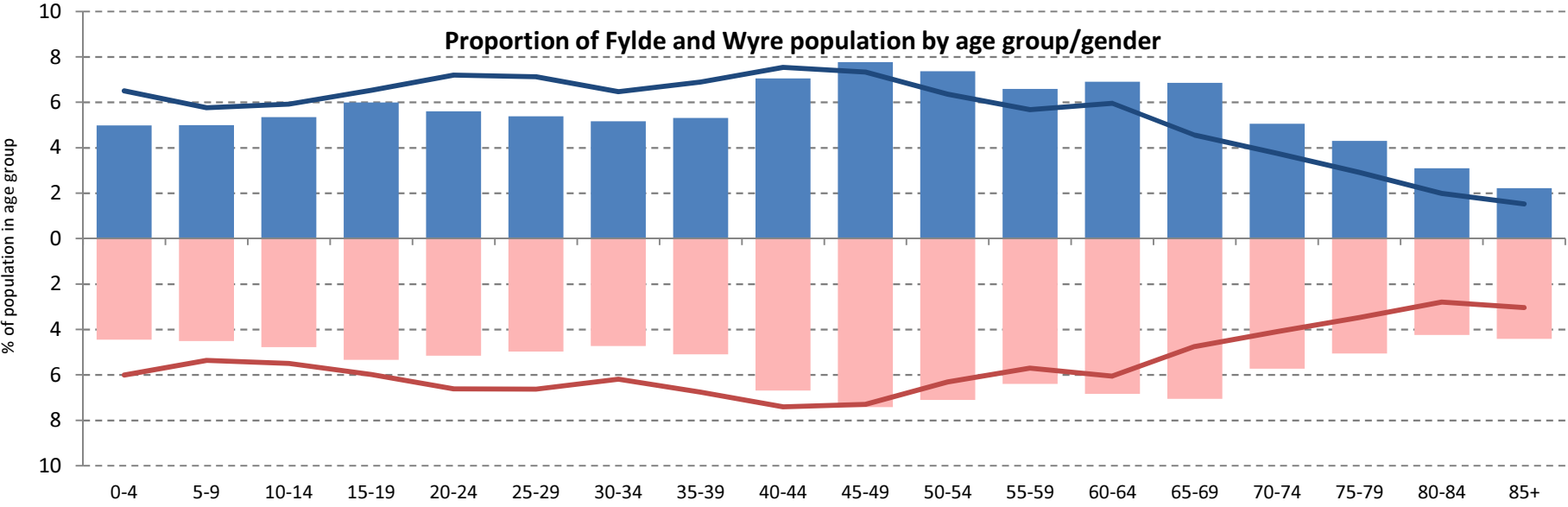


Communities with different needs



The cost of providing healthcare is rising faster than the funding we receive

# An older population



Fylde & Wyre (M)

Fylde & Wyre (F)

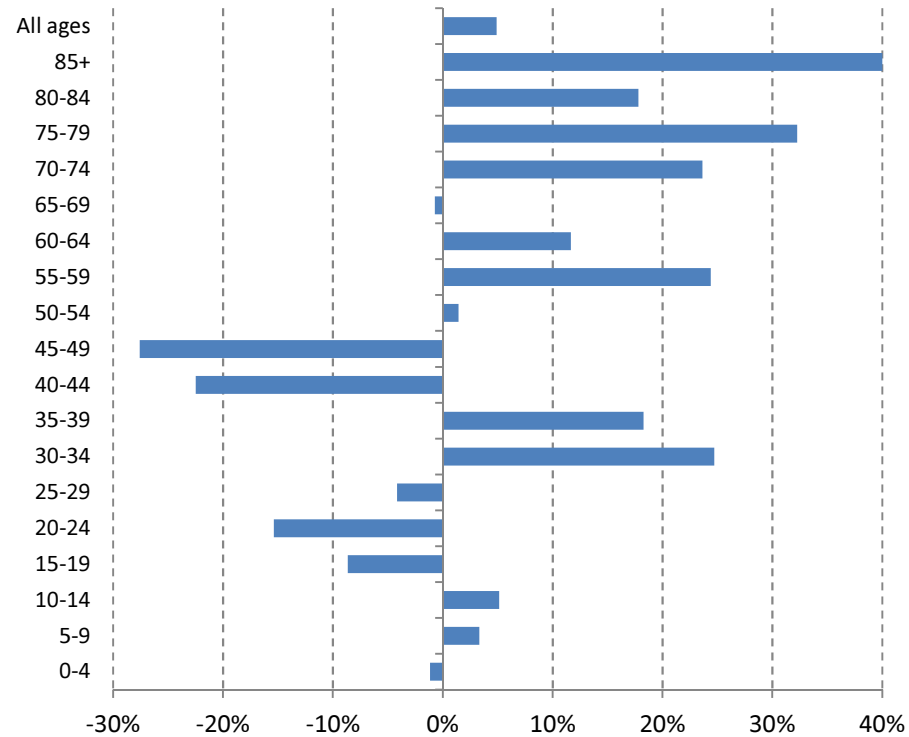
England (M)

England (F)



# An ageing population

**% difference in populations: 2012 and 2022**



# What you told us

Help keep people well

Help me to better manage my condition

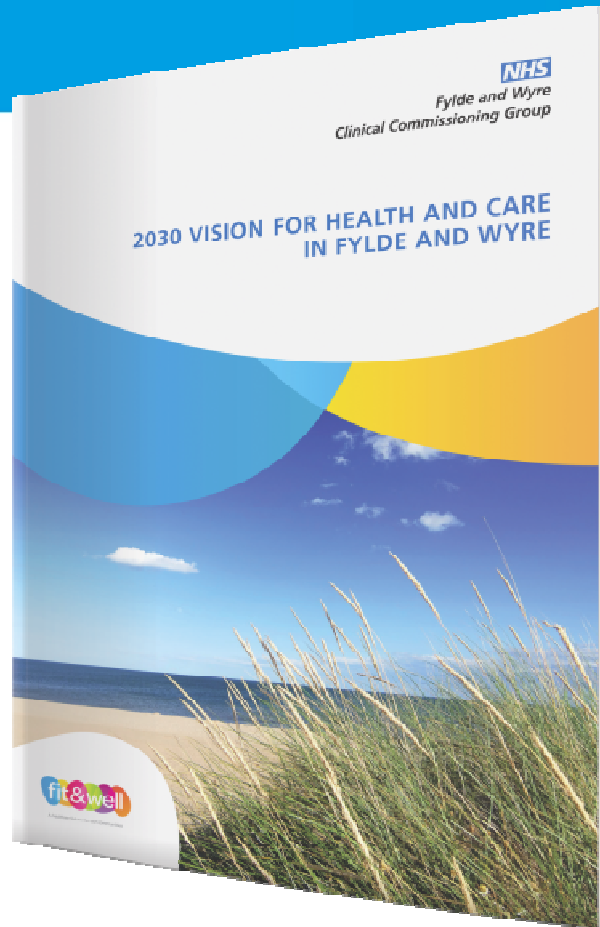
I keep having to repeat my medical history

Care should be more coordinated

We need more community-based services

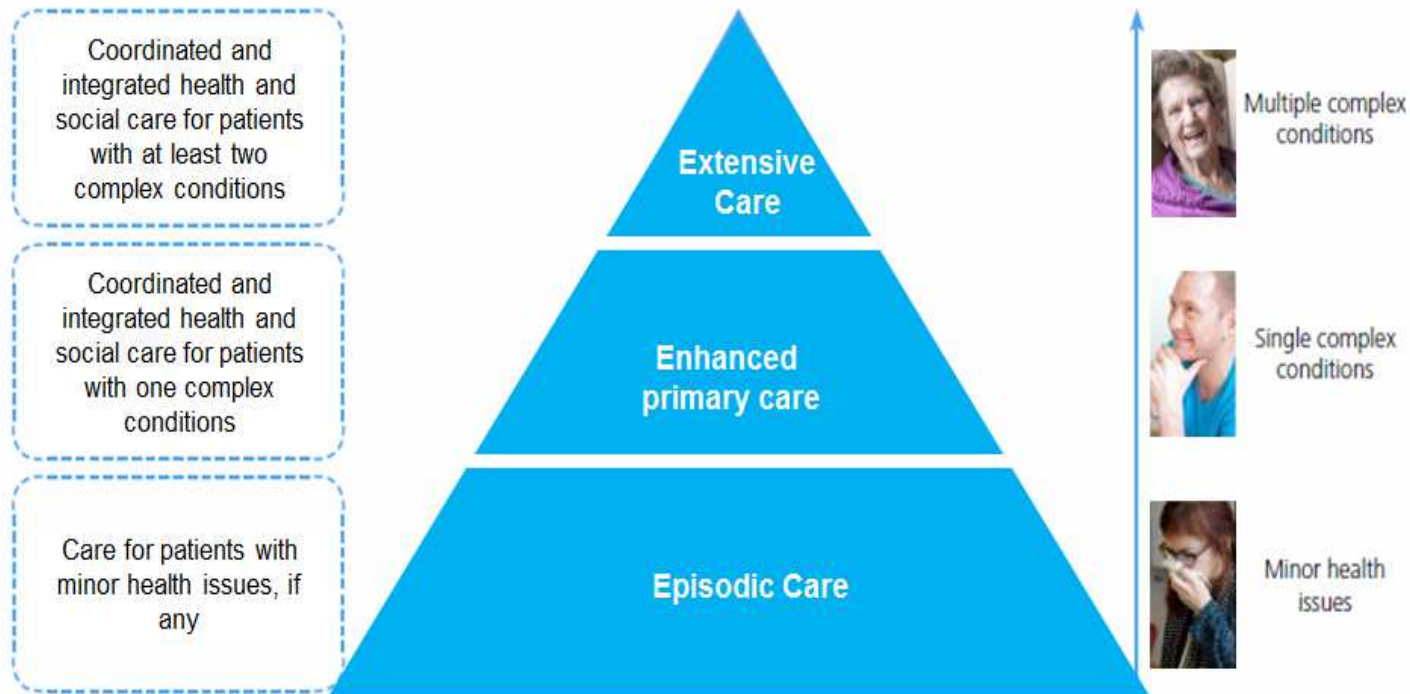
We need more information about local services

Practices should work together to address health challenges





# New care models



# New care models

## [New models of care | NHS Fylde and Wyre CCG](#)

Our new models of care are called **extensive care**, **enhanced primary care** and **episodic care**.



# Extensive Care



Extensive care  
consultant



GP



Advanced  
practitioner



Care  
coordinator



Wellbeing  
support worker



Pharmacist

- Referral criteria:
  - Aged 60 or over.
  - Two or more of the following:  
heart problems; respiratory  
problems; diabetes; dementia.
- A 'risk score' of 20 or more.  
Or, had two or more  
hospital/A&E/out-of-hours  
contacts in the last 3 months.

# Impact across the Fylde coast

- All 40 practices can now refer
  - 1,468 referrals
  - 562 on current caseload
- Latest evidence shows:
  - 14% reduction in A&E admissions
  - 25% reduction in unplanned admissions
  - 16% reduction in out-patient activity
  - 21% reduction in planned hospital admissions

# What patients say

- **99% of patients would recommend the service to friends and family.**
- “The whole thing is great. It is there to try to keep you out-of-hospital and make sure everything is all right. It is the best thing that has happened to me.”




# Enhanced Primary Care

- Coordination of care – different professionals working across organisational boundaries. Focus on prevention and self-care.
- Locally based teams support GPs to provide care for patients aged 18 and over.



# Episodic care



One-off  
minor  
ailments



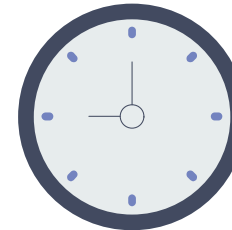
Pharmacy+



Practice  
triage



Directory  
of services



Extended  
access



Health  
improvement

# Neighbourhoods

*A group of practices that come together to form a 'natural' geography to improve the health and wellbeing of their neighbourhood population*



**Most importantly we have moved from seven practices who hardly communicated to a relationship of genuine collaboration and trust**

Dr Wendy Ford,  
Wyre Integrated Neighbourhood



A healthier future for our communities

Neighbourhood	Practices
Fleetwood	<ul style="list-style-type: none"> <li>• Belle View Surgery</li> <li>• Broadway Medical Practice</li> <li>• Fleetwood Surgery</li> <li>• The Mountview Practice</li> </ul>

Neighbourhood	Practices
Kirkham and Wesham	<ul style="list-style-type: none"> <li>• Ash Tree House Surgery</li> <li>• Kirkham Health Centre</li> </ul>

Neighbourhood	Practices
Lytham, St Annes, Freckleton and Ansdell	<ul style="list-style-type: none"> <li>• Ansdell Medical Practice</li> <li>• Clifton Medical Practice</li> <li>• Fernbank Surgery</li> <li>• Holland House Surgery</li> <li>• The Old Links Surgery</li> <li>• Park Road Medical Practice</li> <li>• Poplar House Surgery</li> </ul>

Neighbourhood	Practices
Poulton-le-Fylde, Thornton and Over Wyre	<ul style="list-style-type: none"> <li>• Beechwood Surgery</li> <li>• Carleton Practice</li> <li>• Over Wyre Medical Centre</li> <li>• Lockwood Avenue Surgery</li> <li>• Queensway Medical Centre</li> <li>• The Thornton Practice</li> <li>• The Village Practice</li> </ul>





# Neighbourhood projects

**364**

End of life plans  
completed

**554**

Care plans  
completed

**351**

Medicine reviews

**↓43%**

Average length  
of stay

**328**

Medicines stopped

**↓79**

Reduction in unplanned  
admissions

I am so very grateful  
for the team's time  
and for the very full  
explanation given of  
what was happening  
to my husband.

Thank you.

*Care home resident*

# Working differently

## “Multispecialty Community Providers”



# Working differently

- Bringing community health services together.
- Neighbourhoods at the heart.
- New skills and roles for expanded multi-disciplinary teams.
- Make the most of digital technologies.
- Should be in shadow form by April 2017.



# Benefits to patients



# Engagement – providers

- Nov/Dec 2016 talked to providers:
  - Blackpool Teaching Hospitals, Lancashire Care, North West Ambulance Service
  - Lancashire County Council, Fylde Council, Wyre Council
  - Fylde Coast Medical Services, Local Medical Committee, Trinity Hospice
- Jan-March 2017: agree new ways of working.
- ‘Alliance’ agreement will bind those involved to a shared vision.



# Engagement – the public

- Events in February to talk to the public about how we should measure the quality of community services in future:



**Thornton**



**Fleetwood**



**Kirkham**



**St Annes**

# Questions?

